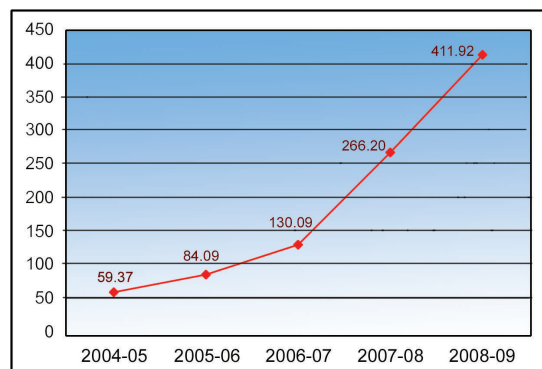


## Engineering Exports from India to Brazil

(US\$ million)

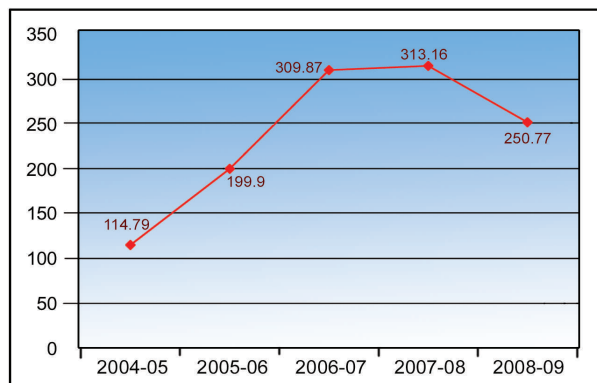
	2004-05	2005-06	2006-07	2007-08	2008-09
Mica	0.21	0.16	0.16	0.22	0.16
Ferro alloys	0.34		0.14	0.85	3.32
Aluminium other than products		0.01	1.47	0	0.08
Manufactures of metals	8.71	12.24	15.58	23.88	41.4
Iron & steel bar/rods	4.24	8.43	9.5	26	25.47
Primary & semi-finished iron & steel	5.57	2.66	36.34	15.24	25.68
Machine tools	0.54	1.93	1.69	3.59	1.85
Machinery & instruments	33.38	46.15	53.1	164.89	252.97
Transport equipment	5.8	11.12	10.23	26.32	54.11
Non-ferrous metals	0.38	1.27	1.68	4.86	6.1
Residual engineering items	0.2	0.12	0.2	0.35	0.78
<b>Total</b>	<b>59.37</b>	<b>84.09</b>	<b>130.09</b>	<b>266.2</b>	<b>411.92</b>



## Engineering Exports from Brazil to India

(US\$ million)

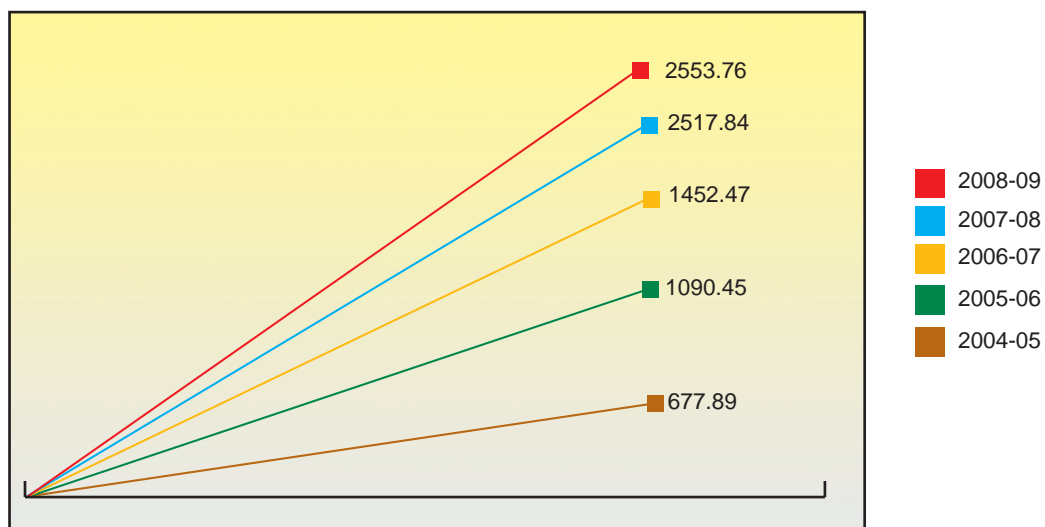
	2004-05	2005-06	2006-07	2007-08	2008-09
All Commodities	677.89	1090.45	1452.47	2517.84	2553.76
Machine tools	1.15	2.02	1.93	1.22	17.07
Non-electrical machinery	45.55	85.42	100.37	95.55	103.67
Electrical machinery	11.29	7.92	7.81	11.93	7.95
Professional inst, optical goods etc.	3.68	6.36	5.82	10.54	9.89
Transport equipment	21.79	29.73	35.31	36.97	41.53
Primary steel pig iron based items	8.06	8.91	17.77	34.62	47.51
Iron & steel	7.42	31.71	88.4	49.25	14.79
Manufactures of metals	4.2	3.6	4.55	5.63	4.91
Non-ferrous metals	11.65	24.23	47.91	67.45	3.45
<b>Total</b>	<b>114.79</b>	<b>199.9</b>	<b>309.87</b>	<b>313.16</b>	<b>250.77</b>



## Overall Merchandise Exports from India to Brazil

( US\$ million)

2004-05	2005-06	2006-07	2007-08	2008-09
677.89	1090.45	1452.47	2517.84	2553.76



## Overall Merchandise Exports from Brazil to India

( US\$ million)

2004-05	2005-06	2006-07	2007-08	2008-09
792.07	892.92	991.01	948.84	1184.9

