

# KULDEEP ENGG. WORKS

[An ISO 9001:2000 Certified Company]

Dear Customers,

Kuldeep Engg. Works is a major supplier of quality scaffolding services to semi-government, industrial facilities and contractors.

We are the fastest growing scaffolding company in North India, building our reputation on both quality products and customer service. We continue to expand and now trying to establish ourself in International Market. Our Company is An ISO 9001:2000 Certified Company.

Currently we provide rental and sales of frame scaffold, shoring products and KEW system scaffold with industry recognition for schedule compliance, safety and project cost savings.

Thank you for providing us the opportunity to introduce you to our company and we are looking forward to working with you in the near future. Go ahead and call us directly for a quote.

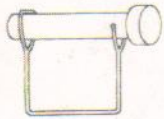

Please note that all our products are as per U.S. required Standard.

Sincerely,

*(Sale Officer)*  
Kuldeep Engg. Works,  
D-20, Focal Point,  
NABHA-147201 (Punjab) India.  
Mob : 98765-93860, 93575-93860

Visit us on Web : [www.kuldeepengg.co.in](http://www.kuldeepengg.co.in)

# ACCESSORIES

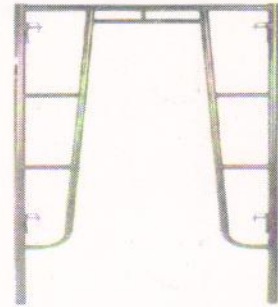


CALL US TODAY FOR LOW PRICES

# OUR MOST POPULAR FRAMES


## WALK-THRU FRAMES

Item No.	Description	Stud Center	Weight
TF6H-3W	6'4" H x 3' W	2' 0"	40 lbs
TF6H-42W	6'4" H x 42' W	4' 0"	46 lbs
TF6H-5W	6'4" H x 5' W	4' 0"	46 lbs
TF6H-6W	Sidewalk Canopy Frame	4' 0", 2' 0"	60 lbs
TFS	Shoring Walkthru Frame	4' 0"	81 lbs



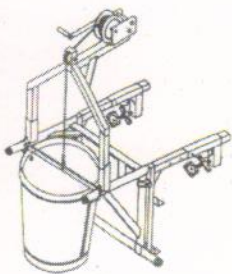

## MASON FRAMES

Item No.	Description	Stud Center	Weight
MF25	Mason Frame 2' x 5'	1' 0"	26 lbs
MF35	Mason Frame 3' x 5'	2' 0"	29 lbs
MF45	Mason Frame 4' x 5'	3' 0"	36 lbs
MF55	Mason Frame 5' x 5'	4' 0"	39 lbs
MF65	Mason Frame 5' x 6'4"	4' 0"	45 lbs



## SHORING FRAMES


Item No.	Description	A	B	C	Weight
SF23	Shoring Frame 2' x 3'	2'	3'	2'	25.0 lbs
SF24	Shoring Frame 2' x 4'	2'	4'	3'	37.0 lbs
SF25	Shoring Frame 2' x 5'	2'	5'	4'	45.0 lbs
SF26	Shoring Frame 2' x 6'	2'	6'	4'	58.0 lbs
SF43	Shoring Frame 4' x 3'	4'	3'	2'	34.0 lbs
SF44	Shoring Frame 4' x 4'	4'	4'	3'	46.0 lbs
SF45	Shoring Frame 4' x 5'	4'	5'	4'	54.0 lbs
SF46	Shoring Frame 4' x 6'	4'	6'	4'	67.0 lbs



Debris Chutes



Drop Lock




Slide Lock




STI-Lock

Visit us on Web : [www.kuldeepengg.co.in](http://www.kuldeepengg.co.in)

# OUR MOST POPULAR FRAMES



**Walkthru Frame**



**Mason Frame**

## KDR FRAMES

Description	(H x W)	Stud Center	Weight
Walkthru Frame	6'7" x 5'	4'0"	56.1 lbs
Mason Frame	3'1" x 5'	2'0"	31.9 lbs
Mason Frame	4'1" x 5'	3'0"	35.2 lbs
Mason Frame	5'1" x 5'	4'0"	41.8 lbs
Mason Frame	6'7" x 5'	4'0"	48.0 lbs

Whether you are just getting started with systems scaffold or experienced in the market, Kuldeep Engg. can meet your specific business requirements.

The Company's vision is to become the leading supplier of scaffolding products and expertise to all types of construction projects in the India.

The difference between Kuldeep Engg. and other industry participants is the high degree of customer service and experienced support that comes with everything we rent or sell.

Kuldeep Engg. Works has evolved into a premier supplier of scaffolding, shoring, and forming equipment. Customers across India have come to trust Kuldeep Engg. for consistent product quality, dependability, competitive prices, and above all, fast and exceptional service.

SERVING YOU COAST TO COAST

We are a full line scaffolding supplier, painted and galvanized.

We specialize in new scaffold sales.

We are Export to New Yorks (USA) as per US standards.

## **KULDEEP ENGG. WORKS**

D-20, Focal Point, NABHA-147201 (Punjab) India

Tel : 01765-329629, Fax : 01765-226825

email : kuldeepengg@sify.com

# Company Profile

Our Company Kuldeep Engg. Works has been established in 1995. It is run by Well Qualified and experienced work force. At Starting we started manufacturing Sheet Metal Components which were supplied to Maruti Udyog Ltd. through Swaraj Automotive Ltd., Nabha.

In 1999 we expanded our network and started manufacturing scaffolding parts which we exported to U.S.A., which is still in progress.


In 2000 we started a new venture J.S. AGRO INDUSTRIES which started manufacturing Combine and Tractor Parts.

Our company is growing day by day by our hard work and well planned marketing network. We are exploring different fields to expand our company. We are trying to establish ourself in the International Market. As our company is ISO 9001:2000 Certified Company.

*'Dedication to Our Work is our Moto'*



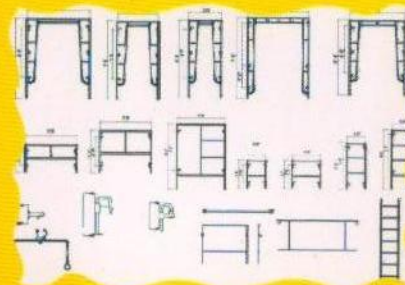
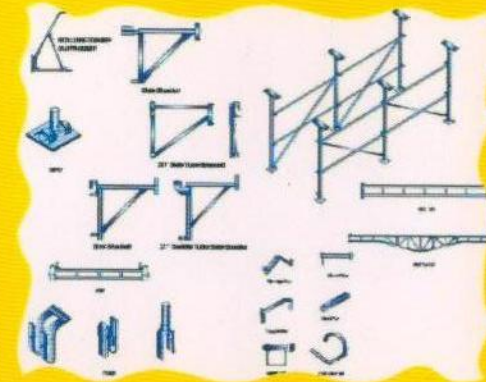
Er. Gurdeep Singh



Combine Verms Shaft

Tractor Sheet

Combine Verms



**SHEET METAL COMPONENTS**

**SCAFFOLDING PARTS**




# KULDEEP ENGG. WORKS


(AN ISO 9001-2000 CERTIFIED COMPANY)



Combine Verm Shaft



Combine Verm




Front Auger Tawa



Channery



Dab/Holding Bracket



Dab Patti




Shaft End (EN-8)



Sheet Metal Components



Tractor Seat



Tractor Foot Board



visit us at : [www.kuldeepengg.co.in](http://www.kuldeepengg.co.in)